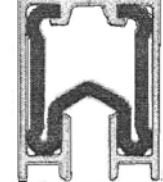
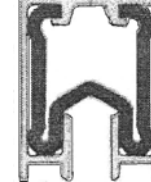
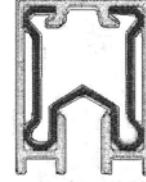





Safetrack 3
SHROUDED CONDUCTOR
TECHNICAL DATA SHEET



CONDUCTOR	SF3A-500A	SF3A-800A	SF3A-1000A	SF3C-500A	SF3C-800A	SF3C-1000A
Material	Aluminium With SS Strip			COPPER		
Conductor Rating At +35 °C CDF 100%	500A	800A	1000A	500A	800A	1000A
Impedence milli Ohms/M +35 °C	0.158	0.145	0.138	0.162	0.137	0.128
DC resistance milliohms/M +35 °C	0.098	0.075	0.052	0.106	0.059	0.035
Standard Conductor Length	4.5 Mtrs	4.5 Mtrs	4.5 Mtrs	4.5 Mtrs	4.5 Mtrs	4.5 Mtrs
Conductor Joint	BOLTED	BOLTED	BOLTED	BOLTED	BOLTED	BOLTED
Conductor Rating At 100% CDF +35 °C	500A	800A	1000A	500A	800A	1000A
+ 40 °C	460A	736A	920A	465A	744A	930A
+ 45 °C	405A	648A	810A	435A	696A	870A
+ 50 °C	380A	608A	760A	410A	656A	820A
+ 55 °C	340A	544A	680A	390A	624A	780A
INSULATION						
Standard Insulation	PVC	PVC	PVC	PVC	PVC	PVC
System working Temperature*	80 °C	80 °C	80 °C	80 °C	80 °C	80 °C
Flame Test	Self Extinguishing	Self Extinguishing	Self Extinguishing	Self Extinguishing	Self Extinguishing	Self Extinguishing
Insulation Cover	RYBG	RYBG	RYBG	RYBG	RYBG	RYBG
Protection Class (Finger Safe)	IP21	IP21	IP21	IP21	IP21	IP21
Maximum System Voltage	500VAC 600VDC	500V AC / 600V DC	500V AC / 600V DC	500VAC 600VDC	500V AC / 600V DC	500V AC / 600V DC
High Voltage withstand For 1min / Flashover Test	2.5KV / 7.5KV	2.5KV / 7.5KV	2.5KV / 7.5KV	2.5KV / 7.5KV	2.5KV / 7.5KV	2.5KV / 7.5KV
INSTALLATION						
Support Pitch Standard	1500 mm	1500 mm	1500 mm	1500 mm	1500 mm	1500 mm
Hanger Clamps	1pole	1pole	1pole	1pole	1pole	1pole
Minimum Pitch Centre	75 mm	75 mm	75 mm	75 mm	75 mm	75 mm
Max distance between Anchor points	75 Mtrs	75 Mtrs	75 Mtrs	75 Mtrs	75 Mtrs	75 Mtrs
Power Feeding	At joint or at any location	At joint or at any location	At joint or at any location	At joint or at any location	At joint or at any location	At joint or at any location
Expansion section required for bay lengths more than	200 Mtrs	200 Mtrs	200 Mtrs	200 Mtrs	200 Mtrs	200 Mtrs
Installation suitable for	Indoor / outdoor	Indoor / outdoor	Indoor / outdoor	Indoor / outdoor	Indoor / outdoor	Indoor / outdoor
APPLICATIONS	Shrouded DSL installations for EOT Cranes, Electric Hoists, Conveyors, Amusement Drives, Electric Trolleys, storage systems, Material handling systems etc.					